

TEXTROL TONES



Penetrating Oil Finish



Restores & Protects Exterior Wood

Available in Redwood and Cedar Tone, Penetrating Oil Finish is a high solids premium oil finish for exterior wood. Developed to penetrate deep into the wood, it provides long lasting protection against moisture damage; offers superior UV resistance, at the same time enhancing the natural beauty of the wood.

Redwood Tone is the ideal colour for enhancing the natural redness and characteristics of woods such as Ipe, Balau and Mahogany while Cedar Tone works wonders on Iroko and other similar light coloured timbers. Both will add that touch of colour and style to any soft or hardwood deck.

Penetrating Oil Finish provides a mildew resistant finish, which, because it is non-film building, will not crack, peel or flake. When Penetrating Oil Finish is first applied the wood will darken to a rich matt colour. It will then gradually lighten depending on the intensity of sun exposure.

Penetrating Oil Finish may be used on soft or hardwoods; pressure treated timber, Cedar and Redwood. It is ideal for garden decks, fences, cladding, shake and shingle roofs, log homes and garden furniture

- **Coverage:**
Initial; 5m² per litre
Maintenance: 10m² per litre
- **Drying Times:**
Walk on – Once absorbed into the wood
Full Dry 24 – 48 hours
- **Size:**
1ltr, 2.5ltr
- **Colours:**
Redwood Tone & Cedar Tone
- **Application:**
Brush, Roller, Garden Sprayer, Low-pressure spray

Tip:

When spraying Textrol Clear always back-brush or back-roll for uniform penetration and appearance
Left over Textrol should be transferred to a smaller, sealed glass or metal container to prevent gelling

Hardwood Garden Furniture

Textrol Clear is ideal for protecting garden furniture (teak and other exotic hardwoods)



Maybe applied to new wood

Enhances the natural beauty of wood

Protects against water damage

Easy to apply & maintain

Does not crack, peel or flake


Provides mildew resistance

Igoe International Ltd. Unit 12, Enterprise Centre, 25 Greenhill Crescent, Watford. WD18 8XU

Tel: 08450 618899 Fax: +44 (0) 1923 219144

Email: sales@igoeinternational.com Website: www.igoeinternational.com : www.owatrol.uk.com

Copyright 2004 © Designed & Developed by the Author, Thomas Rathbone. This leaflet is protected under the terms of license issued by the Copyright Licensing Agency and may not be reproduced in any form without prior permission of the author or company 14/02/08

<p>Printed February 08</p>	<h1>Textrol (Tones)</h1> <h2>Penetrating Oil Finish</h2> <h3>Technical Data Sheet</h3>	
<p>Description Textrol is a high solids premium penetrating oil finish for exterior wood. Developed to penetrate deep in to the wood, it provides long lasting protection against moisture damage; offers superior UV resistance, at the same time enhancing the natural beauty of the wood. Textrol provides a mildew resistant finish, which, because it is non-film building, will not crack, peel or flake. When Textrol is first applied the wood will darken to a rich matt colour. It will then gradually lighten depending on the intensity of sun exposure</p> <p>Where to use Textrol Textrol may be used on soft or hardwoods; pressure treated timber, Cedar and Redwood. It is ideal for garden decks, fences, cladding, shake and shingle roofs, log homes and garden furniture</p> <p><u>TECHNICAL DATA</u></p> <p>Finish: Matt Volume Solids: 31% ± 2% Freeze Thaw: Passes 5 cycles Shelf Life: At least 5 years when stored properly VOC: Does not exceed 550gms/litre Flash Point: 58°C Temperature Application: 5°C - 35°C</p> <p>Coverage <u>Initial:</u> - Smooth Wood: 5m²/ltr per 2 coats Rough sawn wood: 2.5m²/ltr per 2 coats <u>Maintenance:</u> - Smooth Wood: 10m²/ltr per 2 coats Rough sawn wood: 5m²/ltr per 2 coats</p> <p>Drying Time Textrol maybe walked on once absorbed in to the wood Fully dry after 24 – 48 hours, depending on temperature and humidity. Furniture and plants can be replaced after this time</p> <p>Application Method Brush, Roller, Stain Brush, Garden Sprayer, Low-pressure airless spray (.011 - .015 tip @ 700psi)</p> <p>Limitations For exterior use only Do not use on hardboard, plywood, or over previously stained, varnished or painted wood Do not use on screened in or enclosed areas Limited air circulation will slow or prevent the finish from curing</p> <p>Sizes 1ltr, 2.5Ltr</p> <p>Clean Up Clean all tools and equipment with white spirit whilst still wet. If allowed to dry remove with paint stripper Any rags soaked in Textrol should be dipped in water before disposing with household waste Transfer leftover Textrol to a smaller, closed metal or glass container to prevent gelling Store and maintain equipment as directed by manufacturer</p> <p>Colours Redwood Tone Cedar Tone</p>		

<p>Printed February 08</p>	<p style="text-align: center;">Textrol (Tones) Penetrating Oil Finish Technical Data Sheet</p>	
--------------------------------	---	---

Directions for use:

SURFACE PREPARATION

New Wood (Wood exposed to weathering for less than 12 months)

Option 1

1. Treat new wood with Seasonite and allow to weather for 12 months
2. After 12 months follow Directions as for Weathered wood

Option 2

1. Test for penetration. Apply Textrol to a protected area, if it is absorbed quickly proceed as for Weathered Wood, if it does not penetrate quickly, wait a few weeks and try again.

OR

1. Apply Prepdeck Stripper/Cleaner diluted 1:4 with fresh water and follow instructions on the container
2. Rinse with copious amounts of fresh water using the highest pressure source available or a power washer
3. Leave to dry 2-3 warm dry days before applying finish

Note

The mill glaze and natural oils in new smooth Cedar prevent strong adhesion of any coating and the proper penetration of any oil. For new smooth Cedar apply Seasonite New Wood Protection as soon as the deck or cladding has been installed. Leave for 12 months then treat as for Weathered Wood

Weathered Wood (Wood exposed to weathering for longer than 12 months)

1. Remove loose debris with soft brush/broom
2. Treat any Mildew present with a solution of 1part bleach to 3parts water. Leave stand for 15 minutes. Rinse with copious amounts of fresh water using highest-pressure source available or a power washer. Proceed to point 3
3. Apply Net-trol Wood Cleaner & Colour Restorer following instructions on the container
4. Rinse off Net-trol with copious amounts of fresh water using the highest pressure source available or a power washer
5. Allow wood to dry thoroughly (2-3 warm dry days) before applying finish

Wood Previously Coated other than with Textrol

Textrol can only be applied to bare wood

All previous coatings must be completely removed

Apply Prepdeck Stripper/Cleaner and follow instructions on the container

Once previous coatings are removed treat as for "New Wood"

Note

Clean vertical surfaces from bottom to top to avoid streaking

Prepdeck Stripper/Cleaner may darken some woods such as Cedar, Redwood, Douglas Fir and Hardwoods. To restore colour use Net-trol Wood Cleaner & Colour Restorer diluted 1:4 with fresh water and apply to surface. Wait 10 minutes; then rinse with copious amounts of fresh water. Leave to dry 2-3 warm dry days before applying finish. **Do not allow the surface to dry prior to using Net-trol**

APPLICATION


1. Shake or stir can well before using
2. Apply 1st coat of Textrol and allow to penetrate into the wood (15-30 minutes) **Do not allow Textrol to become Touch Dry or Dry between coats**
3. Apply 2nd coat of Textrol and leave to penetrate for 10-15 minutes
4. Wipe up any excess finish that has not penetrated after this time, to avoid shiny spots
5. Allow to dry


Note

Ensure end grain is liberally coated

After spray application, back brush or back roll to improve penetration and uniformity of coverage

New wood treated with Textrol (Tones) will outperform other finishes; however as new wood will not absorb as much finish as wood that has weathered longer than 12 months the time between maintenance coats will be shorter

<p>Printed February 08</p>	<p style="text-align: center;">Textrol (Tones) Penetrating Oil Finish Technical Data Sheet</p>	
<p>MAINTENANCE</p> <p>Horizontal Surfaces Textrol should be reapplied to horizontal surfaces every other year Clean timber as directed under SURFACE PREPARATION for Weathered Wood. Allow wood to dry (2-3 warm dry days) before applying finish Apply a single coat of Textrol Leave to penetrate 10-15 minutes. Wipe up any excess finish that has not penetrated after this time to avoid shiny spots</p> <p>Vertical Surfaces Textrol should be reapplied to vertical surfaces every 3-5 years Clean timber as directed under SURFACE PREPARATION for Weathered Wood Allow wood to dry (2-3 warm dry days) before applying finish Apply a single coat of Textrol Leave to penetrate for 10-15 minutes Wipe up any excess finish that has not penetrated after this time to avoid shiny spots</p> <p>Good Application Practice Cover everything you do not wish to treat including shrubs and plants Do not apply in direct sunlight Do not apply if cold wet weather is expected within 48 hours Do not apply to hot wood as the finish may not penetrate properly</p> <p>Health and Safety Material Safety Data Sheets for this and all other Owatrol/Flood products are freely available from the place of purchase or the address below. Store in secure dry conditions inaccessible to children and animals. Containers should be kept closed during storage. Do not empty into drains, watercourses or access routes to septic tanks</p> <p>Availability Textrol is available through quality paint stores and timber merchants For further information please contact the address below</p>		

<p>Printed February 08</p>	<p style="text-align: center;">TEXTROL (Tones) Penetrating Oil Finish Frequently Asked Questions</p>	
<p>What is Textrol Toned Penetrating Oil Finish? Penetrating Oil Finish is a high solid, deep penetrating oil finish for exterior wood. It can be used on decks, cladding, fences, shake roofs and garden furniture. It is ideal for both soft and hardwoods</p> <p>Why is Textrol Toned Penetrating Oil Finish Unique? It combines high solids with the ability to penetrate deep into the wood, actually strengthening the wood and giving it outstanding resistance to weathering and moisture attack. It has excellent mildew resistance and maintains the beauty of the wood</p> <p>What colours is Textrol Toned Penetrating Oil Finish available in? It is available in a Cedar or Redwood Tone</p> <p>How can Textrol Toned Penetrating Oil Finish be applied? By brush, roller, garden sprayer or low-pressure airless spray at 700-800psi (.011 - .015 tip) - lowest pressure to achieve a full, wet spray without atomisation. When applying by spray always back brush or back roll after application to improve penetration and uniformity of colour</p> <p>Can Textrol Toned Penetrating Oil Finish be applied to new wood? Yes. However the wood should be tested for penetration first. This is done by applying Penetrating Oil Finish to a protected area. If it is absorbed in quickly proceed with application if not, wait a few weeks and try again or treat wood with a 1:4 Stripper/Cleaner: Water mix. See can label or Technical Data Sheet for full instructions. For New Cedar see below</p> <p>Is Textrol Toned Penetrating Oil Finish likely to peel if it is applied to new, smooth Cedar? Any finish applied to new smooth cedar is likely to peel due to the natural oils in it and the presence of mill glaze; these prevent proper penetration of the Oil. New smooth Cedar is best treated with Seasonite and left 12 months to weather. After this time apply Penetrating Oil Finish as per instructions on can label.</p> <p>How do I prepare weathered wood for Textrol Toned Penetrating Oil Finish? Clean weathered wood with Net-trol Wood Cleaner and Colour Restorer. Allow the wood to dry thoroughly, 2-3 warm drying days, prior to applying Penetrating Oil Finish</p> <p>How many coats of Textrol Toned Penetrating Oil Finish should be applied? Apply two wet on wet coats. As one coat is absorbed, apply the second coat. Do not allow Penetrating Oil Finish to become touch dry or dry between coats. After 10-15 minutes of applying the second coat, wipe up any excess Penetrating Oil Finish that has not penetrated with a clean, dry cloth to avoid shiny spots</p> <p>When can I apply Textrol Toned Penetrating Oil Finish? Apply Penetrating Oil Finish when the ambient temperature is between 5°C and 35°C. Do not apply if cold or wet weather is expected within 48 hours. Avoid applying in direct sunlight; applying Penetrating Oil Finish to hot woods limits its penetration.</p> <p>How often should Textrol Toned be maintained? There are several factors that determine how often Textrol Toned needs maintenance. These are primarily: Type of wood – soft or hard; Elevation – horizontal or vertical and Facing – north, south etc As a guide: - Softwood: every 18 months – 2yrs (3 – 5yrs on vertical surfaces) Hardwood: every 12 – 18 months (2 – 4yrs on vertical surfaces) Applying an additional coat of Textrol Toned when required will bring back the woods natural beauty. Using Net-trol prior to applying Textrol Toned will clean the surface and remove any weathering that might be apparent</p> <p>Can Textrol Toned Penetrating Oil Finish be used internally No. It is not advisable to use products containing mildewcides internally</p>		



SAFETY DATA SHEET

1 - IDENTIFICATION OF THE SUBSTANCE/PREPARATION AND OF THE COMPANY/UNDERTAKING

Identification of the substance or preparation:

Name: TEXTROL (TOUTES TEINTES).
Product code: TEXT01.

Company/undertaking identification:

Registered company name: Produits DURIEU S.A..
Address: Z.A.I. "La Marinière" 2,bis rue Charles de Gaulle.91070.BONDOUFLE.FRANCE.
Telephone: + 33 (0)1.60.86.48.70. Fax:+ 33 (0)1.60.86.84.84. Telex:.
sp.auger@durieu.com
www.durieu.com

Emergency telephone: + 33 (0)1.45.42.59.59.

Association/Organisation: O.R.F.I.L.A.

Use of the substance/preparation:

Clear Wood Finish - Penetrating Wood Oil.

2 - IDENTIFICATION OF HAZARDS

This product is not classed as flammable. Refer to the recommendations regarding the other products present on the site
May produce an allergic reaction.

3 - COMPOSITION/INFORMATION ON INGREDIENTS

Full text of risk phrases appearing in section 3: see section 16.

Hazardous substances present on their own:

(present in the preparation at a sufficient concentration to give it the toxicological characteristics it would have in a 100% pure state)

This preparation contains no hazardous substance in this category.

Other substances representing a hazard:

No known substance in this category present.

Substances present at a concentration below the minimum danger threshold:

INDEX	CAS	EC	Name	Symb.	R:	%
061	55406-53-6	259-627-5	BUTYLCARBAMATE DE 3-IODO-2-PROPYNYLE	Xn N	41 50 20/22	0 <= x % < 2.5

Other substances with occupational exposure limits:

No known substance in this category present.

Other components:

INDEX	CAS	EC	Name	Symb.	R:	%
649-327-00-6	64742-48-9	265-150-3	NAPHTHA (PETROLEUM), HYDROTREATED HEAVY	Xn	65	0 <= x % < 2.5
649-330-00-2	64742-82-1	265-185-4	NAPHTHA (PETROLEUM), HYDRODESULFURIZED HEAVY	Xn	65	50 <= x % < 100
649-356-00-4	64742-95-6	265-199-0	SOLVENT NAPHTHA (PETROLEUM), LIGHT AROM.	Xn	65	0 <= x % < 2.5

May produce an allergic reaction:

INDEX	CAS	EC	Name	Symb.	R:	%
016	68409-81-4		ACIDES GRAS RAMIFIES EN C6-C19, SELS DE COBALT (2+)	Xn	38 22 43	0 <= x % < 2.5
603-103-00-4	68609-97-2	271-846-8	OXIRANE, MONO[(C 12-14-ALKYLOXY)METHYL] DERIVS.	Xi	38 43	0 <= x % < 2.5

4 - FIRST AID MEASURES

As a general rule, in case of doubt or if symptoms persist, always call a doctor.

NEVER induce swallowing in an unconscious person.

In the event of exposure by inhalation:

If a large quantity is inhaled, move the patient into the fresh air and keep him/her warm and still.

In the event of splashes or contact with eyes:

Wash thoroughly with soft, clean water for 15 minutes holding the eyelids open.

Refer the patient to an ophthalmologist, in particular if there is any redness, pain or visual impairment.

In the event of splashes or contact with skin:

Remove contaminated clothing and wash the skin thoroughly with soap and water or a recognised cleaner.

DO NOT use solvents or thinners.

In the event of swallowing:

In the event of swallowing, if the quantity is small (no more than one mouthful), rinse the mouth with water and consult a doctor.

If swallowed accidentally, call a doctor to assess the need for monitoring and subsequent treatment in hospital. Show him the label.

5 - FIRE-FIGHTING MEASURES

Not relevant.

Suitable extinguishing media:

Foam, CO2, Dry chemical.

In the event of fire, use appropriate extinguishing media. Never use water.

Extinguishing media which must not be used for safety reasons:

Water may be ineffective as extinguishing medium but may be used to cool closed containers exposed to heat.

Special protective equipment for fire-fighters:

Due to the toxicity of the gas emitted on thermal decomposition of the products, fire-fighting personnel are to be equipped with autonomous insulating breathing apparatus.

6 - ACCIDENTAL RELEASE MEASURES

Personal precautions:

Consult the safety measures listed under headings 7 and 8.

Environmental precautions:

Contain and control the leaks or spills with non-combustible absorbent materials such as sand, earth, vermiculite, diatomaceous earth in drums for waste disposal.

Prevent any material from entering drains or waterways.

Use drums to dispose of waste recovered in accordance with applicable regulations (see heading 13).

If the product contaminates waterways, rivers or drains, alert the relevant authorities in accordance with statutory procedures

Methods for cleaning up:

Clean preferably with a detergent, do not use solvents.

7 - HANDLING AND STORAGE

The regulations relating to storage premises apply to workshops where the product is handled.

Handling:

Handle in well-ventilated areas.

Prevent use in areas with flames and other ignition sources. Use appropriate electric appliances.

Large storage tanks should be earthed.

Keep containers tightly closed.

Avoid getting on skin or in eyes when handling product.

Fire prevention:

Prevent access by unauthorised personnel.

Recommended equipment and procedures:

For personal safety, see §8.
Observe precautions stated on label and also industrial safety regulations
Packages which have been opened must be reclosed carefully and stored in an upright position
Where the personnel must carry out work in a booth, whether for spraying or otherwise, the ventilation may be inadequate to control particles and solvent vapors in every case.
It is therefore recommended that personnel wear masks with a compressed air supply during spraying operations until the concentration of particles and solvent vapors has fallen below the exposure limits.

Prohibited equipment and procedures:

Smoking, eating and drinking are prohibited in premises where the preparation is used
Never open the packages under pressure

Storage:

Keep the container tightly closed in a dry place.
The floor must be impermeable and form a collecting basin so that, in the event of an accidental spillage, the liquid cannot spread beyond this area.
Do not keep in plastic containers - may soften plastic.
Part used containers must be properly closed and kept in upright position.

8 - EXPOSURE CONTROLS/PERSONAL PROTECTION

Use personal protection equipment as per Directive 89/686/EEC.

Technical measures:

Ensure adequate ventilation, if possible with extractor fans at work posts and appropriate general extraction.
If this ventilation is insufficient to maintain the concentration of solvent vapors below the exposure limits, wear breathing apparatus

Respiratory protection:

Where workers encounter concentrations higher than the exposure limits, they must wear suitable, approved masks.

Hand protection:

Protective creams may be used for exposed skin, but they should not be applied after contact with the product.
In the event of prolonged or repeated contact with the hands, use appropriate gloves.

Eye and face protection:

Use eye protectors designed to protect against liquid splashes

Skin protection:

For further information, see § 11 of S.D.S. - Toxicological information.

9 - PHYSICAL AND CHEMICAL PROPERTIES

General information:

Physical state: fluid liquid

Important health, safety and environmental information:

pH of the substance or preparation: not relevant.

The pH is impossible to measure or its value is not relevant.

Boiling point/boiling range: not relevant.

Flash point interval: Flash point: > 60°C

vapour pressure: not relevant.

Density: < 1

water solubility: Insoluble.

Partition coefficient: n-octanol/water: <1

Vapour density: >1

Other information:

Miscibility: NON MISCIBLE DANS L'EAU

melting point/melting range: not specified.

Self-ignition temperature: not relevant.

Decomposition point/decomposition range : not relevant.

VOC (g/l):

557

10 - STABILITY AND REACTIVITY

When exposed to high temperatures, the preparation may release dangerous decomposition products such as carbon monoxide and dioxide, smoke and nitrogen oxide

Conditions to avoid:

Refer to §7.

Keep away from corrosive agents such as strong acids or alkalines to avoid possible leakage or self combustion.

11 - TOXICOLOGICAL INFORMATION

No data is available regarding the preparation itself.

Exposure to vapors from solvents contained in the preparation beyond the exposure limits stated may produce effects harmful to health, such as:

Irritation of mucous membrane and respiratory system, kidneys, liver and central nervous system.

Symptoms produced will include headaches, numbness, dizziness, fatigue, muscular asthenia and, in extreme cases, loss of consciousness.

Prolonged or repeated contact with the preparation may strip the skin of its natural oil and thus cause non-allergic dermatitis on contact and absorption through the epidermis.

Splashes in the eyes may cause irritation and reversible damage

In the event of exposure by inhalation:

Slightly toxic. Based on relative experimental data on products with similar structure.

In the event of swallowing:

Slightly toxic. Can cause varying degrees of harm to the lungs. Based on relative experimental data on products with similar structure.

In the event of splashes or contact with skin:

Slightly irritating on skin if exposed over extended period. Based on relative experimental data on products with similar structure.

In the event of splashes or contact with eyes:

Can cause slight temporary eye irritation. Based on relative experimental data on products with similar structure.

Other data:

Formula sent to the I.N.R.S.

-

12 - ECOLOGICAL INFORMATION

No ecological data on the product itself is available.

The product must not be allowed to run into drains or waterways.

Mobility:

Contains volatile products that will disperse in air.

Contains a solid phase.

Persistence and degradability:

Not easily biodegradable.

Ecotoxicity:

Insufficient data.

Other adverse effects:

Diluted in plenty of water, the product does not present significant environmental risks.

13 - DISPOSAL CONSIDERATIONS

Do not pour into drains or waterways.

-

Waste:

Recycle or dispose of waste in compliance with current legislation, preferably via a certified collector or company.

Do not contaminate the ground or water with waste, do not dispose of waste into the environment.

Soiled packaging:

Empty container completely. Keep label(s) on container.
Give to a certified disposal contractor.

14 - TRANSPORT INFORMATION

Exempt from transport classification and labelling.

Transport product in compliance with provisions of the ADR for road, RID for rail, IMDG for sea and ICAO/IATA for air transport (ADR 2005 - IMDG 2004 - ICAO/IATA 2005).

15 - STATUTORY INFORMATION

This preparation was classified in compliance with the directive known as <All preparations> 1999/45/EC and its adaptations
In addition directive 2004/73/EC with the 29° adaptation of directive 67/548/EEC (Hazardous substances) have been taken into account.

This product is not classed as flammable.

Contains:

Contains 016 ACIDES GRAS RAMIFIES EN C6-C19, SELS DE COBALT (2+). May produce an allergic reaction.
Contains 603-103-00-4 OXIRANE, MONO[(C 12-14-ALKYLOXY)METHYL] DERIVS.. May produce an allergic reaction.

Particular hazards associated with the preparation and safety recommendations:

S 2 Keep out of the reach of children.
S 23 Ne pas respirer les gaz/fumées/vapeurs/aérosols.
S 24 Avoid contact with skin.
S 62 If swallowed, do not induce vomiting: seek medical advice immediately and show this container or label.
S 41 In case of fire and/or explosion do not breathe fumes.
Marine Pollutant P.

Particular provisions:

N/A
N/A
N/A

16 - OTHER INFORMATION

Since the user's working conditions are not known by us, the information supplied on this safety data sheet is based on our current level of knowledge and on national and community regulations.

The product must not be used for any purposes other than those specified under heading 1 without first obtaining written handling instructions.

It is at all times the responsibility of the user to take all necessary measures to comply with legal requirements and local regulations.

The information given on this safety data sheet must be regarded as a description of the safety requirements relating to our product and not a guarantee of its properties

Full text of risk phrases appearing in section 2:

R 20/22 Harmful by inhalation and if swallowed.
R 22 Harmful if swallowed.
R 38 Irritating to skin.
R 41 Risk of serious damage to eyes.
R 43 May cause sensitisation by skin contact.
R 50 Very toxic to aquatic organisms.
R 65 Harmful: may cause lung damage if swallowed.

2004/42/EC (COV):

The permitted European levels of VOC in the ready-to-use product (category IIAf) are 700 g/l maximum in 2007 and 700 g/l maximum in 2010.